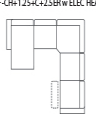
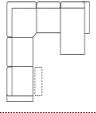

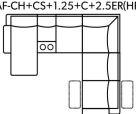
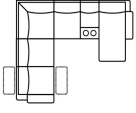










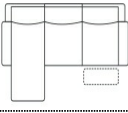
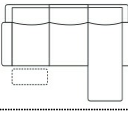
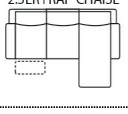
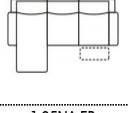










Image	Configuration	Description of Goods	Seats	C Performance (C/S) Leather	V VINTAGE LEATHER
	<b>HCL</b>	** 2.5RAF-ELE-RC (HR-E) + CORNER + 1.25ARMLESS + LAF-CHAISE	7		
	<i>w x d x h</i> Seat Width	<b>302.5x302.5x80-97</b> 76.5			
	<b>HCR</b>	** 2.5LAF-ELE-RC(HR-E) + CORNER + 1.25ARMLESS + RAF-CHAISE	7		
	<i>w x d x h</i> Seat Width	<b>302.5x302.5x80-97</b> 76.5			
	<b>CS</b>	CONSOLE IN LOUNGE	1		
	<i>w x d x h</i> Seat Width	<b>33x104x80-97</b> 33			
	<b>HWL</b>	** 2.5RAF-ELE-RC (HR-E) + CORNER + 1.25ARMLESS + CONSOLE + LAF-CHAISE	7		
	<i>w x d x h</i> Seat Width	<b>302.5x335.5x80-97</b> 76.5			
	<b>HWR</b>	** 2.5LAF-ELE-RC(HR-E) + CORNER + 1.25ARMLESS + CONSOLE + RAF-CHAISE	7		
	<i>w x d x h</i> Seat Width	<b>302.5x335.5x80-97</b> 76.5			
	<b>ERE</b>	** 1.25 LAF ELECTRIC MOTION WITH HEADREST-ELE	1		
	<i>w x d x h</i> Seat Width	<b>104.5x104x80-97</b> 76.5			
	<b>ERR</b>	** 1.25 RAF ELECTRIC MOTION WITH HEADREST-ELE	1		
	<i>w x d x h</i> Seat Width	<b>104.5x104x80-97</b> 76.5			
	<b>EQ</b>	1.25 SEAT ARMLESS CHAIR	1		
	<i>w x d x h</i> Seat Width	<b>77x104x80-97</b> 77			
	<b>+</b>	CORNER	1		
	<i>w x d x h</i> Seat Width	<b>121x121x80</b> 71			
	<b>W</b>	CHAISE LAF	2		
	<i>w x d x h</i> Seat Width	<b>104.5x154x80-97</b> 76.5			
	<b>WA</b>	CHAISE RAF	2		
	<i>w x d x h</i> Seat Width	<b>104.5x154x80-97</b> 76.5			
	<b>4EH</b>	** 2.5 SEATER WITH ELE MOTION WITH ELE HEADREST	3		
	<i>w x d x h</i> Seat Width	<b>209x104x80-97</b> 76.5			

Please Note: Dimensions quoted on this document are in Centimetres and approximate, may vary slightly from the actual product  
All diagrams on the sheet are only provided as an approximate representation of the footprint of the lounge and are in no way intended to represent the actual shape of the lounge.  
\*\* Electric recliners require mains power

Image	Configuration	Description of Goods	Seats	C Performance (C/S) Leather	V VINTAGE LEATHER
 <p>2.5S(2MOT)-ELE</p>	<b>4ER</b>	** 2.5S WITH 2 ELE MOTIONS	<b>3</b>		
	<i>w x d x h</i> Seat Width	<b>209x104x80-97</b> 76.5			
 <p>1.25LAFRC-ELE</p>	<b>EGE</b>	** 1.25LAF RC ELE	<b>1</b>		
	<i>w x d x h</i> Seat Width	<b>104.5x104x80-97</b> 76.5			
 <p>1.25RAFRC-ELE</p>	<b>EHE</b>	** 1.25RAF RC ELE	<b>1</b>		
	<i>w x d x h</i> Seat Width	<b>104.5x104x80-97</b> 76.5			
 <p>2.5ER+LAF-CHAISE w ELEC HEAD</p>	<b>EHL</b>	** 2.5RAF-ELE-RC(HEADREST-ELE) + LAF-CHAISE	<b>5</b>		
	<i>w x d x h</i> Seat Width	<b>286x154x80-97</b> 77			
 <p>2.5ER+RAF-CHAISE w ELEC HEAD</p>	<b>EHR</b>	** 2.5LAF-ELE-RC(HEADREST-ELE) + RAF-CHAISE	<b>5</b>		
	<i>w x d x h</i> Seat Width	<b>286x154x80-97</b> 77			
 <p>2.5ER+RAF-CHAISE</p>	<b>5EK</b>	** 2.5SLAF-ELE-RC + RAF-CHAISE	<b>5</b>		
	<i>w x d x h</i> Seat Width	<b>286x154x80-97</b> 77			
 <p>2.5ER+LAF-CHAISE</p>	<b>5EQ</b>	** 2.5SRAF-ELE-RC + LAF-CHAISE	<b>5</b>		
	<i>w x d x h</i> Seat Width	<b>286x154x80-97</b> 77			
 <p>1.25NA-ER</p>	<b>EQE</b>	** 1.25 SEAT ARMLESS MOT-ELEC	<b>1</b>		
	<i>w x d x h</i> Seat Width	<b>77x104x80-97</b> 77			
 <p>1.25NA-ER w ELEC HEAD</p>	<b>QQH</b>	** 1.25S ARMLESS MOT-ELEC WITH ELE HEADREST	<b>1</b>		
	<i>w x d x h</i> Seat Width	<b>77x104x80-97</b> 77			
 <p>ELECTRIC-RC</p>	<b>ER</b>	** ELECTRIC RECLINER CHAIR	<b>1</b>		
	<i>w x d x h</i> Seat Width	<b>121.5x104x80-97</b> 74.6			
 <p>ELECTRIC-RC w ELEC HEAD</p>	<b>ERH</b>	** ELECTRIC RECLINER WITH ELE-HEADREST	<b>1</b>		
	<i>w x d x h</i> Seat Width	<b>121.5x104x80-97</b> 74.6			
 <p>1.25SLAF</p>	<b>EQI</b>	1.25 SEATER LAF	<b>1</b>		
	<i>w x d x h</i> Seat Width	<b>104.5x104x80-97</b> 76.5			

Please Note: Dimensions quoted on this document are in Centimetres and approximate, may vary slightly from the actual product  
All diagrams on the sheet are only provided as an approximate representation of the footprint of the lounge and are in no way intended to represent the actual shape of the lounge.  
\*\* Electric recliners require mains power

Image	Configuration	Description of Goods	Seats	C Performance (C/S) Leather	V VINTAGE LEATHER
 <p>1.25SRAF</p>	<b>EQJ</b>	1.25 SEATER RAF	1		
	<i>w x d x h</i> <i>Seat Width</i>	<b>104.5x104x80-97</b> <b>76.5</b>			
 <p>CORNER w ADJUSTABLE HEADREST</p>	<b>CAJ</b>	CORNER WITH ADJUSTABLE HEADRESTS	1		
	<i>w x d x h</i> <i>Seat Width</i>	<b>121x121x80-97</b> <b>71</b>			
 <p>OTTO w STORAGE</p>	<b>DST</b>	STORAGE OTTOMAN	1		
	<i>w x d x h</i>	<b>62x62x43</b>			

Please Note: Dimensions quoted on this document are in Centimetres and approximate, may vary slightly from the actual product  
 All diagrams on the sheet are only provided as an approximate representation of the footprint of the lounge and are in no way intended to represent the actual shape of the lounge.  
 \*\* Electric recliners require mains power

**Construction**

**Additional Comments**

COVER TYPE: LEATHER  
 COVER DESCRIPTION & OPTIONS:  
 CAT C = Performance Leather  
 CAT V = Vintage Leather  
 FRAME: Plywood & LVL  
 BACK CUSHION: Webbing & PU Foam with Polyester Fibre  
 SEAT CUSHION: PU Foam with Polyester Fibre  
 SEAT SUSPENSION: Pocketed Coil Spring & No-sag Spring  
 LEG: Metal - Matt Black Powder Coated

**Key Features:**

- Double motor – Electric Headrest & recliner
- Open Base

**PLEASE NOTE**

Only when there is "ELE HEADREST" or "HEADREST-ELE" in the description, that configuration then comes with electric headrest. Otherwise, it has manual adjustable headrest.

- 4EH -2.5 SEATER WITH ELE MOTION WITH ELE HEADREST - it has 2 x *electric* headrests
- 4ER -2.5 SEATER WITH 2 ELECTRIC MOTIONS - it has 2 x *manual* adjustable headrests
- 2.5ER(HR-E)+CHAISE (EHL/EHR): MIDDLE SEAT & CHAISE HAVE MANUAL ADJUSTABLE HEADRESTS.

If customers order configuration with manual headrest, please specify on the purchase order.

- \* The corner piece on the configuration HCL & HCR - 2.5ER(HR-E)+C+1.25+CHAISE comes with fixed headrest.
- \* If customers want to buy corner with adjustable headrest, they need to buy separate configuration with

CAJ - CORNER WITH ADJUSTABLE HEADREST.

- \* **Adjustable corner headrests** will not meet together and show a gap as per photo below whereas the fixed corner headrests will meet together with no gap

**(PHOTOS BELOW TO SHOW BOTH EXAMPLES - ADJUSTABLE & FIXED HEADRESTS)**



[Refer to Nick Scali website for Reach Compliance information](#)



