


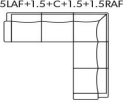






| Image | Configuration | Description of Goods | Seats | H CHACHA FABRIC | S SUNDAY FABRIC | T QUANTA FABRIC | Y FRIDAY FABRIC |
|--|---------------------------------------|------------------------------------|-------|-----------------------|-----------------------|-----------------------|-----------------------|
|  SQ CR | + | CORNER | 1 | | | | |
| | <i>w x d x h</i> <i>Seat Width</i> | 109x109x72-94 60 | | | | | |
|  OTTO | D | OTTOMAN | 1 | | | | |
| | <i>w x d x h</i> | 114x102x42 | | | | | |
|  1.5NA | EH | 1.5 SEAT ARMLESS CHAIR | 2 | | | | |
| | <i>w x d x h</i> <i>Seat Width</i> | 82x109x72-94 82 | | | | | |
|  1.5LAF+1.5+C+1.5+1.5RAF | LU | 1.5SLAF+1.5NA+CORNER+1.5NA+1.5SRAF | 7 | | | | |
| | <i>w x d x h</i> <i>Seat Width</i> | 305x305x72-94 82 | | | | | |
|  1.5LAF | QO | 1.5 SEATER LAF | 2 | | | | |
| | <i>w x d x h</i> <i>Seat Width</i> | 114x109x72-94 82 | | | | | |
|  1.5RAF | QP | 1.5 SEATER RAF | 2 | | | | |
| | <i>w x d x h</i> <i>Seat Width</i> | 114x109x72-94 82 | | | | | |
|  CHLAF | W | CHAISE LAF | 2 | | | | |
| | <i>w x d x h</i> <i>Seat Width</i> | 114x175x72-94 82 | | | | | |
|  CHRAF | WA | CHAISE RAF | 2 | | | | |
| | <i>w x d x h</i> <i>Seat Width</i> | 114x175x72-94 82 | | | | | |

Please Note: Dimensions quoted on this document are in Centimetres and approximate, may vary slightly from the actual product
All diagrams on the sheet are only provided as an approximate representation of the footprint of the lounge and are in no way intended to represent the actual shape of the lounge.

Construction

Additional Comments

COVER TYPE: FABRIC

COVER DESCRIPTION & OPTIONS:

CAT H = Cha Cha Fabric

CAT S = Sunday Fabric

CAT T = Quanta Fabric

CAT Y = Friday Fabric

FRAME: Plywood & LVL

BACK CUSHION: Webbing & PU Foam with Polyester Fibre

SEAT CUSHION: PU Foam with Polyester Fibre

SEAT SUSPENSION: Pocketed Coil Spring & No-sag Spring

Pieces are interchangeable to create your own configuration to suit your home!

1.5LAF + 1.5 + C + 1.5 + 1.5RAF (LU = QO + EH + (+) + EH + QP)

Note on adjustable headrests / armrests:

All headrests are adjustable EXCLUDING the corner piece.

The corner piece has fixed headrests.

Both armrests are adjustable on the chaise.

The armless piece is now finished down the sides with fabric so that it can be used on the end of the lounge.

please find image of the OTTOMAN and CHAISE CONFIGURATION on the following page.

Diagram for chaise configuration shows where stitching lines are present on the chaise piece.



[Refer to Nick Scali website for Reach Compliance information](#)



