
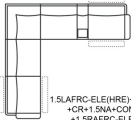
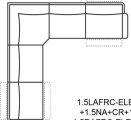
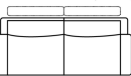
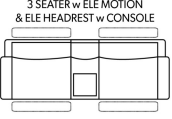







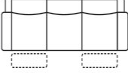


Image	Configuration	Description of Goods	Seats	J RUBY FABRIC	K LINK FABRIC	L LOFT FABRIC	O CANNA FABRIC	S SUNDAY FABRIC	V VOGAR FABRIC	X MERINO FABRIC	Y FRIDAY FABRIC
 SQ CR (Wedge)	+W	WEDGE CORNER	1								
	<i>w x d x h</i>	120x120x77-95									
 1.5LAFRC-ELE(HR-E)+1.5NA+CR+1.5NA+CONSOLE+1.5RAFRC-ELE(HR-E)	APC	** 1.5LAFRC-ELE(HR-E)+1.5NA+CR+1.5NA+CONSOLE+1.5RAFRC-ELE(HR-E)	7								
	<i>w x d x h</i> <i>Seat Width</i>	318x351x77-95 85									
 1.5LAFRC-ELE(HR-E)+1.5NA+CR+1.5NA+1.5RAFRC-ELE(HR-E)	APH	** 1.5LAFRC-ELE(HR-E)+1.5NA+CR+1.5NA+1.5RAFRC-ELE(HR-E)	7								
	<i>w x d x h</i> <i>Seat Width</i>	318x318x77-95 85									
 3 SEATER WITH ELE MOTION WITH ELE HEADREST (2CUSH)	CEH	** 3 SEATER WITH ELE MOTION WITH ELE HEADREST	3								
	<i>w x d x h</i> <i>Seat Width</i>	226x115-165x77-95 85									
 3 SEATER w ELE MOTION & ELE HEADREST w CONSOLE	CEHCS	** 3 SEATER WITH ELE MOTION WITH ELE HEADREST & CONSOLE	3								
	<i>w x d x h</i> <i>Seat Width</i>	259x115-165x77-95 85									
 OTTO w STORAGE	DST	STORAGE OTTOMAN	1								
	<i>w x d x h</i>	61x61x43									
 ELEC.CONSOLE	ECS	** ELECTRIC OPENING CONSOLE WITH DRINKS HOLDER	1								
	<i>w x d x h</i>	33x115x62									
 1.5NA-ELE RC w ELEC HEAD	EEH	** 1.5S ARMLESS MOT-ELEC WITH ELE HEADREST	2								
	<i>w x d x h</i> <i>Seat Width</i>	85x115-165x77-95 85									
 1.5LAFRC-ELE w ELEC HEAD	EGH	** 1.5LAF-ELE WITH ELE HEADREST	2								
	<i>w x d x h</i> <i>Seat Width</i>	113x115-165x77-95 85									
 1.5NA	EH	1.5 SEAT ARMLESS CHAIR	2								
	<i>w x d x h</i> <i>Seat Width</i>	85x115x77-95 85									
 1.5RAFRC-ELE w ELEC HEAD	EHH	** 1.5RAF-ELE WITH ELE HEADREST	2								
	<i>w x d x h</i> <i>Seat Width</i>	113x115-165x77-95 85									
 ELECTRIC-RC w ELEC HEAD	ERH	** ELECTRIC RECLINER WITH ELE-HEADREST	1								
	<i>w x d x h</i> <i>Seat Width</i>	133x115-165x77-95 85									

Please Note: Dimensions quoted on this document are in Centimetres and approximate, may vary slightly from the actual product
All diagrams on the sheet are only provided as an approximate representation of the footprint of the lounge and are in no way intended to represent the actual shape of the lounge.
** Electric recliners require mains power

Image	Configuration	Description of Goods	Seats	J RUBY FABRIC	K LINK FABRIC	L LOFT FABRIC	O CANNA FABRIC	S SUNDAY FABRIC	V VOGAR FABRIC	X MERINO FABRIC	Y FRIDAY FABRIC
<p>1.5ER + 1.5 + 1.5ER w ELEC HEAD</p> 	<p>HEH</p> <hr/> <p><i>w x d x h</i> <i>Seat Width</i></p>	<p>** 1.5LAFRC-ELE(HR-E)+1.5NA+1.5RAFR- ELE(HR-E)</p> <hr/> <p>311x115-165x77-95 85</p>	<p>4</p>								

Please Note: Dimensions quoted on this document are in Centimetres and approximate, may vary slightly from the actual product
 All diagrams on the sheet are only provided as an approximate representation of the footprint of the lounge and are in no way intended to represent the actual shape of the lounge.
 ** Electric recliners require mains power

Construction

COVER TYPE: FABRIC
 COVER DESCRIPTION:
CAT X = Merino Fabric
 CAT J = Ruby Fabric
 CAT L = Loft Fabric
 CAT O = Canna Fabric
 CAT S = Sunday Fabric
 CAT V = Vogar Fabric
 CAT Y = Friday Fabric
 FRAME: Engineered Plywood + LVL
 BACK CUSHION: Medium Density Foam + Comfort Duvet Wraps (30% Feather + 70% Polyester Fibre)
 BACK SUSPENSION: Webbing
 SEAT: High Density Foam + Comfort Duvet Wraps (30% Feather + 70% Polyester Fibre)
 SEAT SUSPENSION: Zig-zag Spring