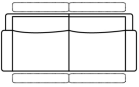


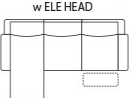






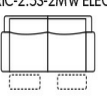

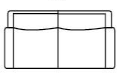

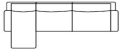
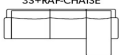


Image	Configuration	Description of Goods	Seats	D Dakota Leather	M Performance Leather M
 <p>3 SEATER WITH ELE MOTION WITH ELE HEADREST (2CUSH)</p>	<b>CEH</b>	** 3 SEATER WITH ELE MOTION WITH ELE HEADREST	<b>3</b>		
	<i>w x d x h</i> Seat Width	<b>209x96-161x103</b> 77			
 <p>1.5LAFRC-ELE w ELEC HEAD</p>	<b>EGH</b>	** 1.5LAF-ELE WITH ELE HEADREST	<b>2</b>		
	<i>w x d x h</i> Seat Width	<b>104.5x96-161x103</b> 77			
 <p>1.5RAFRC-ELE w ELEC HEAD</p>	<b>EHH</b>	** 1.5RAF-ELE WITH ELE HEADREST	<b>2</b>		
	<i>w x d x h</i> Seat Width	<b>104.5x96-161x103</b> 77			
 <p>3ER+LAF-CHAISE (2 seats) w ELE HEAD</p>	<b>WBH</b>	** 3RAF-ELE-RC(HEADREST-ELE) + LAF-CHAISE	<b>5</b>		
	<i>w x d x h</i> Seat Width	<b>288x160x103</b> 77			
 <p>3ER+RAF-CHAISE (2 seats) w ELE HEAD</p>	<b>WCH</b>	** 3LAF-ELE-RC(HEADREST-ELE) + RAF-CHAISE	<b>5</b>		
	<i>w x d x h</i> Seat Width	<b>288x160x103</b> 77			
 <p>1.5NA</p>	<b>EH</b>	1.5 SEAT ARMLESS CHAIR	<b>2</b>		
	<i>w x d x h</i> Seat Width	<b>79x96x103</b> 77			
 <p>CHLAF</p>	<b>W</b>	CHAISE LAF	<b>2</b>		
	<i>w x d x h</i> Seat Width	<b>104.5x160x103</b> 77			
 <p>CHRAF</p>	<b>WA</b>	CHAISE RAF	<b>2</b>		
	<i>w x d x h</i> Seat Width	<b>104.5x160x103</b> 77			
 <p>1.5NA-ELEC-RC</p>	<b>EE</b>	** 1.5 ARMLESS ELECTRIC MOTION	<b>2</b>		
	<i>w x d x h</i> Seat Width	<b>79x96-161x103</b> 77			
 <p>1.5NA-ELE RC w ELEC HEAD</p>	<b>EEH</b>	** 1.5S ARMLESS MOT-ELEC WITH ELE HEADREST	<b>2</b>		
	<i>w x d x h</i> Seat Width	<b>79x96-161x103</b> 77			
 <p>ELECTRIC-2.5S-2Mw ELEC HEAD</p>	<b>4EH</b>	** 2.5 SEATER WITH ELE MOTION WITH ELE HEADREST	<b>3</b>		
	<i>w x d x h</i> Seat Width	<b>186x96-161x103</b> 66			
 <p>ELECTRIC-RC w ELEC HEAD</p>	<b>ERH</b>	** ELECTRIC RECLINER WITH ELE-HEADREST	<b>1</b>		
	<i>w x d x h</i> Seat Width	<b>128x96-161x103</b> 72			

Please Note: Dimensions quoted on this document are in Centimetres and approximate, may vary slightly from the actual product  
All diagrams on the sheet are only provided as an approximate representation of the footprint of the lounge and are in no way intended to represent the actual shape of the lounge.  
\*\* Electric recliners require mains power

Image	Configuration	Description of Goods	Seats	D Dakota Leather	M Performance Leather M
 <p>3S</p>	<b>3</b>	3 SEATER	<b>3</b>		
	<i>w x d x h</i> <i>Seat Width</i>	<b>209x96x103</b> <b>77</b>			
 <p>OTTO w STORAGE</p>	<b>DST</b>	STORAGE OTTOMAN	<b>1</b>		
	<i>w x d x h</i>	<b>62x62x49</b>			
 <p>3S+LAF-CHAISE</p>	<b>WXB</b>	3 SEAT + LAF CHAISE	<b>5</b>		
	<i>w x d x h</i> <i>Seat Width</i>	<b>287.5x160x103</b> <b>77</b>			
 <p>3S+RAF-CHAISE</p>	<b>WXC</b>	3 SEAT + RAF CHAISE	<b>5</b>		
	<i>w x d x h</i> <i>Seat Width</i>	<b>287.5x160x103</b> <b>77</b>			

Please Note: Dimensions quoted on this document are in Centimetres and approximate, may vary slightly from the actual product  
 All diagrams on the sheet are only provided as an approximate representation of the footprint of the lounge and are in no way intended to represent the actual shape of the lounge.  
 \*\* Electric recliners require mains power

**Construction**

**Additional Comments**

COVER TYPE: LEATHER  
 COVER DESCRIPTION:  
 CAT D = Dakota Leather  
 CAT M = Performance Leather  
 FRAME: Engineered hardwood  
 BACK CUSHION: High Density Foam + Polyester Fiber  
 BACK SUSPENSION: Webbing  
 SEAT CUSHION: High Density Foam + Polyester Fiber + Pocket spring  
 BASE SUSPENSION: Webbing + Zig-zag spring  
 LEG: Timber - Birch (L016)

**PLEASE NOTE**  
 1.5 armless (EH & EEH) does not fit in the middle of 4EH 2.5RR-E(HR-E) due to different seat size.