





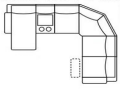
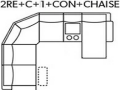
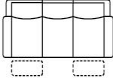

















Image	Configuration	Description of Goods	Seats	C Performance (C/S) Leather	V VINTAGE LEATHER
 CR	<b>+</b>	CORNER	<b>1</b>		
	<i>w x d x h</i> Seat Width	<b>120x120x99</b> <b>113.2</b>			
 2.5S(2MOT)-ELE	<b>4ER</b>	** 2.5S WITH 2 ELE MOTIONS	<b>3</b>		
	<i>w x d x h</i> Seat Width	<b>203x95x99</b> <b>75.3</b>			
 2.5S(2MOT)	<b>4R</b>	2.5 SEATER WITH 2 MANUAL MOTIONS	<b>3</b>		
	<i>w x d x h</i> Seat Width	<b>203x95x99</b> <b>75.3</b>			
 RECLINER CHAIR	<b>6</b>	MANUAL RECLINER	<b>1</b>		
	<i>w x d x h</i> Seat Width	<b>106x95x99</b> <b>55.6</b>			
 1RAF-RC	<b>6QC</b>	1RAF RC MANUAL	<b>1</b>		
	<i>w x d x h</i> Seat Width	<b>102x95x99</b> <b>75.3</b>			
 1LAF-RC	<b>6QD</b>	1LAF RC MANUAL	<b>1</b>		
	<i>w x d x h</i> Seat Width	<b>102x95x99</b> <b>75.3</b>			
 CHAISE+CON+1+C+2RE	<b>AEI</b>	** LAF-CHAISE + CONSOLE + ARMLESS + CORNER + 2S 1 ARM ELECTRIC	<b>7</b>		
	<i>w x d x h</i> Seat Width	<b>332x299x99</b> <b>75.3</b>			
 2RE+C+1+CON+CHAISE	<b>AEJ</b>	** 2S 1 ARM ELECTRIC + CORNER + ARMLESS + CONSOLE + RAF-CHAISE	<b>7</b>		
	<i>w x d x h</i> Seat Width	<b>332x299x99</b> <b>75.3</b>			
 3S-2MOT	<b>C</b>	3 SEATER WITH 2 MANUAL MOTIONS	<b>3</b>		
	<i>w x d x h</i> Seat Width	<b>221x95x99</b> <b>57.5</b>			
 ELECTRIC-3S-2M	<b>CE</b>	** 3 SEATER WITH 2 ELECTRIC RECLINERS	<b>3</b>		
	<i>w x d x h</i> Seat Width	<b>221x95x99</b> <b>57.5</b>			
 CONSOLE	<b>CS</b>	CONSOLE IN LOUNGE	<b>1</b>		
	<i>w x d x h</i> Seat Width	<b>33x95x99</b> <b>33</b>			
 INA	<b>E</b>	ARMLESS CHAIR	<b>1</b>		
	<i>w x d x h</i> Seat Width	<b>77x95x99</b> <b>77</b>			

Please Note: Dimensions quoted on this document are in Centimetres and approximate, may vary slightly from the actual product  
All diagrams on the sheet are only provided as an approximate representation of the footprint of the lounge and are in no way intended to represent the actual shape of the lounge.  
\*\* Electric recliners require mains power

Image	Configuration	Description of Goods	Seats	C Performance (C/S) Leather	V VINTAGE LEATHER
	<b>EM</b>	1 ARMLESS MANUAL RECLINER	1		
	<i>w x d x h</i> Seat Width	<b>77x95x99</b> 77			
	<b>EME</b>	** 1 ARMLESS ELECTRIC RECLINER	1		
	<i>w x d x h</i> Seat Width	<b>77x95x99</b> 77			
	<b>EQC</b>	** 1RAF RC ELEC	1		
	<i>w x d x h</i> Seat Width	<b>102x95x99</b> 75.3			
	<b>EQD</b>	** 1LAF RC ELEC	1		
	<i>w x d x h</i> Seat Width	<b>102x95x99</b> 75.3			
	<b>ER</b>	** ELECTRIC RECLINER CHAIR	1		
	<i>w x d x h</i> Seat Width	<b>106x95x99</b> 55.6			
	<b>FS</b>	FOOTSTOOL	1		
	<i>w x d x h</i>	<b>62x62x46</b>			
	<b>Q</b>	2 SEATER WITH 2 MANUAL MOTIONS	2		
	<i>w x d x h</i> Seat Width	<b>167x95x99</b> 57.5			
	<b>QC</b>	1SRAF	1		
	<i>w x d x h</i> Seat Width	<b>102x95x99</b> 75.3			
	<b>QD</b>	1SLAF	1		
	<i>w x d x h</i> Seat Width	<b>102x95x99</b> 75.3			
	<b>QE</b>	** 2 SEATER WITH 2 ELECTRIC RECLINERS	2		
	<i>w x d x h</i> Seat Width	<b>167x95x99</b> 57.5			
	<b>W</b>	CHAISE LAF	2		
	<i>w x d x h</i> Seat Width	<b>102x156x99</b> 75.3			
	<b>WA</b>	CHAISE RAF	2		
	<i>w x d x h</i> Seat Width	<b>102x156x99</b> 75.3			

Please Note: Dimensions quoted on this document are in Centimetres and approximate, may vary slightly from the actual product  
 All diagrams on the sheet are only provided as an approximate representation of the footprint of the lounge and are in no way intended to represent the actual shape of the lounge.  
 \*\* Electric recliners require mains power

**Construction**

**Additional Comments**

COVER TYPE: 100% LEATHER  
 COVERING DESCRIPTION / OPTIONS:  
 CAT C - Performance Leather  
 CAT V - Vintage Leather  
 FRAME: Plywood & LVL  
 BACK CUSHION: No-sag Spring & Siliconised Polyester Fibre fill  
 SEAT CUSHION: PU Foam with Polyester Fibre  
 SEAT SUSPENSION: Pocketed Coil Spring & No-sag Spring

**No-sag spring with pocketed coil seat suspension**

This 'Advanced Seating System' was developed from the mattress industry. Pocket springs are individually housed in their own fabric pockets which allows them to work independently. This is an excellent choice if two users of the same lounge vary considerably in weight. Pocket springs only react to the pressure & weight which is applied directly to each one giving great individual support whilst maintaining the shape of cushion

**Siliconised Polyester Fibre Fill**

This synthetic fibre treated with a silicate material makes the fibres stronger, so it holds its shape better, and is more resistant to bacteria and dust accumulation. This filling is deemed to be antimicrobial, hypo-allergenic, resists mould & mildews.

**Recliner 160KG weight rating**

Well above industry standard of 120kg. This 160kg weight rating represents the durability and strength of the recliner mechanism.

**Performance leather**

This leather is thick and luxurious whilst remaining soft and durable. Perfect for everyday use, this semi-aniline leather has a sealed top-coat and is dyed all the way through. This beautiful leather delivers softness and durability.

**REACH Compliance**

Registration, Evaluation, Authorisation & Restriction of Chemicals (REACH) is a European Regulation that protects human health and the environment from any unacceptable risks posed by chemicals. For more detail, please refer to our website.

**GROUP COMBINATIONS:**  
 2RE+C+1+CS+CHAISE (AEJ = EQD + E + (+) + E + CS + WA )  
 CHAISE+CS+1+C+2RE (AEI = W + CS + E + (+) + E + EQC )

ARMLESS CHAIR (E) will fit on configurations 4ER, 5EK, 5EQ only  
 ARMLESS CHAIR (E) will NOT fit on configurations CE & QE

**The MANUAL mechanism involves A BLACK HANDLE on outside of the arm (IN REPLACEMENT OF THE SILVER BUTTON).**

**PLEASE NOTE**

The seat width of all modular configurations refers to the dimension of one arm piece. The seat width of matching armless piece measures slightly wider/narrower than the 1 arm piece due to seat frame difference.

**Example:**

**CE 3 SEATER WITH 2 ELECTRIC RECLINERS** - LAF/RAF seat 57.5CM, middle armless 54CM  
**AEI/AEJ CORNER MODUALR** - LAF/RAF seat & chaise 75.3CM, armless 77cm

- MAXIMUM WEIGHT RATING FOR SINGLE RECLINER IS 160KG.



[Refer to Nick Scali website for Reach Compliance information](#)

