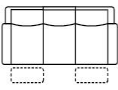
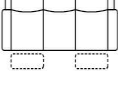


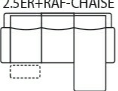
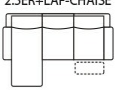




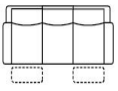



















Image	Configuration	Description of Goods	Seats	C Performance (C/S) Leather	V VINTAGE LEATHER
 <p>3.5RR</p>	<b>3R</b>	3.5 SEATER WITH 2 MANUAL MOTIONS	<b>4</b>		
	<i>w x d x h</i> Seat Width	<b>277x96x100</b> 75.3			
 <p>3.5RR-ELE</p>	<b>3RE</b>	** 3.5 SEATER WITH 2 ELECTRIC MOTIONS	<b>4</b>		
	<i>w x d x h</i> Seat Width	<b>277x96x100</b> 75.3			
 <p>2.5S(2MOT)-ELE</p>	<b>4ER</b>	** 2.5S WITH 2 ELE MOTIONS	<b>3</b>		
	<i>w x d x h</i> Seat Width	<b>200x96x100</b> 75.3			
 <p>2.5S(2MOT)</p>	<b>4R</b>	2.5 SEATER WITH 2 MANUAL MOTIONS	<b>3</b>		
	<i>w x d x h</i> Seat Width	<b>200x96x100</b> 75.3			
 <p>2.5ER+RAF-CHAISE</p>	<b>5EK</b>	** 2.5SLAF-ELE-RC + RAF-CHAISE	<b>5</b>		
	<i>w x d x h</i> Seat Width	<b>277x157x100</b> 75.3			
 <p>2.5ER+LAF-CHAISE</p>	<b>5EQ</b>	** 2.5SRAF-ELE-RC + LAF-CHAISE	<b>5</b>		
	<i>w x d x h</i> Seat Width	<b>277x157x100</b> 75.3			
 <p>RECLINER CHAIR</p>	<b>6</b>	MANUAL RECLINER	<b>1</b>		
	<i>w x d x h</i> Seat Width	<b>105x96x100</b> 55.6			
 <p>2.5R+RAF-CHAISE</p>	<b>6KQ</b>	2.5R-MANUAL+RAF-CHAISE	<b>5</b>		
	<i>w x d x h</i> Seat Width	<b>277x157x100</b> 75.3			
 <p>1.25S-RECLINER CHAIR</p>	<b>6Q</b>	1.25 SEATER MANUAL RECLINER	<b>1</b>		
	<i>w x d x h</i> Seat Width	<b>125x96x100</b> 73.4			
 <p>2.5R+LAF-CHAISE</p>	<b>6QK</b>	2.5R-MANUAL+LAF-CHAISE	<b>5</b>		
	<i>w x d x h</i> Seat Width	<b>277x157x100</b> 75.3			
 <p>3S-2MOT</p>	<b>C</b>	3 SEATER WITH 2 MANUAL MOTIONS	<b>3</b>		
	<i>w x d x h</i> Seat Width	<b>223x96x100</b> 57.5			
 <p>ELECTRIC-3S-2M</p>	<b>CE</b>	** 3 SEATER WITH 2 ELECTRIC RECLINERS	<b>3</b>		
	<i>w x d x h</i> Seat Width	<b>223x96x100</b> 57.5			

Please Note: Dimensions quoted on this document are in Centimetres and approximate, may vary slightly from the actual product  
All diagrams on the sheet are only provided as an approximate representation of the footprint of the lounge and are in no way intended to represent the actual shape of the lounge.  
\*\* Electric recliners require mains power

Image	Configuration	Description of Goods	Seats	C Performance (C/S) Leather	V VINTAGE LEATHER
	<b>DST</b>	STORAGE OTTOMAN	1		
	<i>w x d x h</i>	<b>62x62x46</b>			
	<b>E</b>	ARMLESS CHAIR	1		
	<i>w x d x h</i> <i>Seat Width</i>	<b>77x96x100</b> <b>77</b>			
	<b>EGE</b>	** 1.25LAF RC ELE	1		
	<i>w x d x h</i> <i>Seat Width</i>	<b>100x96x100</b> <b>75.3</b>			
	<b>EHE</b>	** 1.25RAF RC ELE	1		
	<i>w x d x h</i> <i>Seat Width</i>	<b>100x96x100</b> <b>75.3</b>			
	<b>EM</b>	1 ARMLESS MANUAL RECLINER	1		
	<i>w x d x h</i> <i>Seat Width</i>	<b>77x96x100</b> <b>77</b>			
	<b>EME</b>	** 1 ARMLESS ELECTRIC RECLINER	1		
	<i>w x d x h</i> <i>Seat Width</i>	<b>77x96x100</b> <b>77</b>			
	<b>EQG</b>	1.25LAF RC MANUAL	1		
	<i>w x d x h</i> <i>Seat Width</i>	<b>100x96x100</b> <b>75.3</b>			
	<b>EQH</b>	1.25RAF RC MANUAL	1		
	<i>w x d x h</i> <i>Seat Width</i>	<b>100x96x100</b> <b>75.3</b>			
	<b>EQI</b>	1.25 SEATER LAF	1		
	<i>w x d x h</i> <i>Seat Width</i>	<b>100x96x100</b> <b>75.3</b>			
	<b>EQJ</b>	1.25 SEATER RAF	1		
	<i>w x d x h</i> <i>Seat Width</i>	<b>100x96x100</b> <b>75.3</b>			
	<b>ER</b>	** ELECTRIC RECLINER CHAIR	1		
	<i>w x d x h</i> <i>Seat Width</i>	<b>105x96x100</b> <b>55.6</b>			
	<b>ERQ</b>	** 1.25 SEATER ELECTRIC RECLINER	1		
	<i>w x d x h</i> <i>Seat Width</i>	<b>125x96x100</b> <b>73.4</b>			

Please Note: Dimensions quoted on this document are in Centimetres and approximate, may vary slightly from the actual product  
 All diagrams on the sheet are only provided as an approximate representation of the footprint of the lounge and are in no way intended to represent the actual shape of the lounge.  
 \*\* Electric recliners require mains power

Image	Configuration	Description of Goods	Seats	C Performance (C/S) Leather	V VINTAGE LEATHER
<p>2S-2MOT</p> 	<b>Q</b>	2 SEATER WITH 2 MANUAL MOTIONS	<b>2</b>		
	<p>w x d x h Seat Width</p> <p><b>164x96x100</b> <b>57.5</b></p>				
<p>ELECTRIC-2S2M</p> 	<b>QE</b>	** 2 SEATER WITH 2 ELECTRIC RECLINERS	<b>2</b>		
	<p>w x d x h Seat Width</p> <p><b>164x96x100</b> <b>57.5</b></p>				
<p>CHLAF</p> 	<b>W</b>	CHAISE LAF	<b>2</b>		
	<p>w x d x h Seat Width</p> <p><b>100x157x100</b> <b>75.3</b></p>				
<p>CHRAF</p> 	<b>WA</b>	CHAISE RAF	<b>2</b>		
	<p>w x d x h Seat Width</p> <p><b>100x157x100</b> <b>75.3</b></p>				

Please Note: Dimensions quoted on this document are in Centimetres and approximate, may vary slightly from the actual product  
 All diagrams on the sheet are only provided as an approximate representation of the footprint of the lounge and are in no way intended to represent the actual shape of the lounge.  
 \*\* Electric recliners require mains power

**Construction**

**Additional Comments**

COVER TYPE: 100% LEATHER  
 COVERING DESCRIPTION / OPTIONS:  
 CAT C - Performance Leather  
 CAT V - Vintage Leather  
 FRAME: Plywood & LVL  
 BACK CUSHION: No-sag Spring & Siliconised Polyester Fibre fill  
 SEAT CUSHION: PU Foam with Polyester Fibre  
 SEAT SUSPENSION: Pocketed Coil Spring & No-sag Spring

**FEATURES & BENEFITS**

**No-sag spring with pocketed coil seat suspension**

This 'Advanced Seating System' was developed from the mattress industry. Pocket springs are individually housed in their own fabric pocket which allows them to work independently.

This is an excellent choice if two users of the same lounge vary considerably in weight.

Pocket springs only react to the pressure & weight which is applied directly to each one giving great individual support whilst maintaining the shape of cushion

**Siliconised Polyester Fibre Fill**

This synthetic fibre treated with a silicate material makes the fibres stronger, so it holds its shape better, and is more resistant to bacteria and dust accumulation. This filling is deemed to be antimicrobial, hypo-allergenic, resists mould & mildews.

**Recliner 160KG weight rating**

Well above industry standard of 120kg.

This 160kg weight rating represents the durability and strength of the recliner mechanism.

**Performance leather**

Performance leather is semi-aniline, meaning it's dyed through, thick and hard wearing with a sealed top coat (perfect for everyday use).

**REACH Compliance**

Registration, Evaluation, Authorisation & Restriction of Chemicals (REACH) is a European Regulation that protects human health and the environment from any unacceptable risks posed by chemicals.

For more detail, please refer to our website.

**NOTE:**

This model in colour C1012 Granite have thick, contrast stitching as per floor display, all other colours will come with normal, matching stitching

ARMLESS CHAIR (E) will fit on configurations 4ER, 5EK, 5EQ only

ARMLESS CHAIR (E) will NOT fit on configurations CE & QE

**The CE and QE configurations use a SMALLER SEAT SIZE !**

The MANUAL mechanism involves **A BLACK HANDLE** on outside of the arm (IN REPLACEMENT OF THE SILVER BUTTON).

MAXIMUM WEIGHT RATING FOR SINGLE RECLINERS IS 160KG.

**GROUP COMBINATIONS:**

**2.5ER+LAF-CHAISE** (5EQ = W + E + EHE)  
**2.5ER+RAF-CHAISE** (5EK = EGE + E + WA)

**PLEASE NOTE**

The seat width of all modular configurations refers to the dimension of one arm piece.

The seat width of matching armless piece measures slightly wider than the 1 arm piece due to seat frame difference.

**Example:**

CE ELECTRIC-3S2M - LAF/RAF seat 57.5CM, armless 59CM  
 3RE 3.5S(2MOT)-ELE - LAF/RAF seat 75.3CM, armless 77CM  
 5EK/5EQ 2.5S+CHAISE - LAF/RAF seat & chaise 75.3CM, armless 77CM



[Refer to Nick Scali website for Reach Compliance information](#)

