

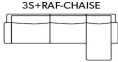


| Image | Configuration | Description of Goods | Seats | C Chloe Fabric | D Cloud Fabric | H CHACHA FABRIC | O Canna Fabric | Y Friday Fabric |
|---|---------------------------------------|--|----------|-------------------|-------------------|-----------------------|-------------------|--------------------|
| SQ CR | ++ | SQUARE CORNER | 1 | | | | | |
| | w x d x h | 105x105x85 | | | | | | |
| 1.5LAF+1.5RAF (3S) | 3Q | 1.5SLAF + 1.5SRAF (3S) | 3 | | | | | |
| | w x d x h Seat Width | 232x105x85 90 | | | | | | |
| 1.5SLAF + 1.5NA + 1.5SRAF | 45Q | 1.5SLAF + 1.5NA + 1.5SRAF | 5 | | | | | |
| | w x d x h Seat Width | 322x105x85 90 | | | | | | |
| OTTO | D | OTTOMAN | 1 | | | | | |
| | w x d x h | 90x90x42 | | | | | | |
| 1.5NA | EH | 1.5 SEAT ARMLESS CHAIR | 2 | | | | | |
| | w x d x h Seat Width | 90x106x85 90 | | | | | | |
| 1.5LAF+1.5+C+3+RAF-CHAISE | LQQ | 1.5LAF +1.5NA +C + 3NA+ RAF-CHAISE | 9 | | | | | |
| | w x d x h Seat Width | 311x401x85 90 | | | | | | |
| LAF-CHAISE+1.5NA+1.5NA+CORNER+1.5SRAF | LW | LAF-CHAISE+1.5NA+1.5NA+CORNER+1.5SRAF | 8 | | | | | |
| | w x d x h Seat Width | 311x311x85 90 | | | | | | |
| 1.5SLAF+1.5NA+CORNER+1.5NA+RAF-CHAISE | LWA | 1.5SLAF+CORNER+1.5NA+1.5NA+RAF-CHAISE | 8 | | | | | |
| | w x d x h Seat Width | 311x311x85 90 | | | | | | |
| 1.5LAF | QO | 1.5 SEATER LAF | 2 | | | | | |
| | w x d x h Seat Width | 116x106x85 90 | | | | | | |
| 1.5RAF | QP | 1.5 SEATER RAF | 2 | | | | | |
| | w x d x h Seat Width | 116x106x85 90 | | | | | | |
| LAF-CHAISE+3NA+C+1.5NA+1.5RAF | QQL | LAF-CHAISE + 3NA + C + 1.5NA + 1.5 RAF | 9 | | | | | |
| | w x d x h Seat Width | 311x401x85 90 | | | | | | |
| CHLAF | W | CHAISE LAF | 2 | | | | | |
| | w x d x h Seat Width | 116x168x85 90 | | | | | | |

Please Note: Dimensions quoted on this document are in Centimetres and approximate, may vary slightly from the actual product
All diagrams on the sheet are only provided as an approximate representation of the footprint of the lounge and are in no way intended to represent the actual shape of the lounge.

| Image | Configuration | Description of Goods | Seats | C Chloe Fabric | D Cloud Fabric | H CHACHA FABRIC | O Canna Fabric | Y Friday Fabric |
|--|--------------------------------|-------------------------|-------|-------------------|-------------------|-----------------------|-------------------|--------------------|
|  CHRAF | WA | CHAISE RAF | 2 | | | | | |
| | <i>w x d x h</i> Seat Width | 116x168x85 90 | | | | | | |
|  3S+LAF-CHAISE | WXB | 3 SEAT + LAF CHAISE | 5 | | | | | |
| | <i>w x d x h</i> Seat Width | 322x168x85 90 | | | | | | |
|  3S+RAF-CHAISE | WXC | 3 SEAT + RAF CHAISE | 5 | | | | | |
| | <i>w x d x h</i> Seat Width | 322x168x85 90 | | | | | | |
| Please Note: Dimensions quoted on this document are in Centimetres and approximate, may vary slightly from the actual product All diagrams on the sheet are only provided as an approximate representation of the footprint of the lounge and are in no way intended to represent the actual shape of the lounge. | | | | | | | | |

Construction

| |
|---|
| COVER TYPE: FABRIC |
| COVER DESCRIPTION: |
| CAT H = Cha Cha Fabric |
| CAT C = Chloe Fabric |
| CAT D = Cloud Fabric |
| CAT O = Canna Fabric |
| CAT Y = Friday Fabric |
| FRAME: Wood |
| BACK CUSHION: 50% Loose Fiber + 50% Feather |
| BACK REST: Rubber Webbing |
| SEAT CUSHION: High Density Foam + 50% Loose Fibre + 50% Feather |
| SEAT SUSPENSION: No-sag Spring |
| LEG: Black |

Additional Comments

| |
|---|
| PLEASE NOTE |
| All modular configurations of ESTELLE model are fully finished. |