






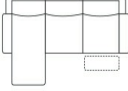
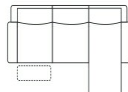





Image	Configuration	Description of Goods	Seats	D Dakota Leather	M Performance Leather M
 <p>ELECTRIC-3S-2MOT (2 Seats) (One Piece)</p>	CE	** 3 SEATER WITH 2 ELECTRIC RECLINERS	3		
	<i>w x d x h</i> <i>Seat Width</i>	201x94-160x102 81.5			
 <p>OTTO w STORAGE</p>	DST	STORAGE OTTOMAN	1		
	<i>w x d x h</i>	62x62x47			
 <p>1.25LAFRC-ELE</p>	EGE	** 1.25LAF RC ELE	1		
	<i>w x d x h</i> <i>Seat Width</i>	97x94-160x102 78			
 <p>1.25RAFRC-ELE</p>	EHE	** 1.25RAF RC ELE	1		
	<i>w x d x h</i> <i>Seat Width</i>	97x94-160x102 78			
 <p>1.25NA</p>	EQ	1.25 SEAT ARMLESS CHAIR	1		
	<i>w x d x h</i> <i>Seat Width</i>	78x94x102 78			
 <p>1.25NA-ER</p>	EQE	** 1.25 SEAT ARMLESS MOT-ELEC	1		
	<i>w x d x h</i> <i>Seat Width</i>	78x94-160x102 78			
 <p>ELECTRIC-RC</p>	ER	** ELECTRIC RECLINER CHAIR	1		
	<i>w x d x h</i> <i>Seat Width</i>	96x94-160x102 59			
 <p>3ER+LAF-CHAISE (2 seats)</p>	EWB	** 3SRAF-ELE-RC + LAF-CHAISE	5		
	<i>w x d x h</i> <i>Seat Width</i>	271x172x102 78			
 <p>3ER+RAF-CHAISE (2 seats)</p>	EWC	** 3SLAF-ELE-RC + RAF-CHAISE	5		
	<i>w x d x h</i> <i>Seat Width</i>	271x172x102 78			
 <p>ELECTRIC-2S2M (One Piece)</p>	QE	** 2 SEATER WITH 2 ELECTRIC RECLINERS	2		
	<i>w x d x h</i> <i>Seat Width</i>	156x94-160x102 59			
 <p>CHLAF</p>	W	CHAISE LAF	2		
	<i>w x d x h</i> <i>Seat Width</i>	96x172x102 78			
 <p>CHRAF</p>	WA	CHAISE RAF	2		
	<i>w x d x h</i> <i>Seat Width</i>	96x172x102 78			

Please Note: Dimensions quoted on this document are in Centimetres and approximate, may vary slightly from the actual product
All diagrams on the sheet are only provided as an approximate representation of the footprint of the lounge and are in no way intended to represent the actual shape of the lounge.
** Electric recliners require mains power

Construction

Additional Comments

COVER TYPE: 100% LEATHER
 COVER DESCRIPTION:
 CAT M = Performance Leather
 CAT D = Dakota Leather
 FRAME: Timber Frame
 BACK CUSHION: Foam + Fiber
 SEAT CUSHION: Foam + Fiber
 BASE SUSPENSION: Webbing + Spring
 LEG: Timber

Please note:

We have improved this beautiful model by fixing the back of the lounge as per image below.

Although the floorstock has loose flaps with velcro for the backs of the lounge, what you will receive is a fixed back.

THIS RECLINER RANGE HAS A CHILD SAFETY LOCK FEATURE - tiny circular button in the middle of recliner button, which needs a pin-like stick to activate.

NOTE:

The 1.25 ARMLESS (EQ) will fit on configuration 3ER+CHAISE (EWB/EWC).

