










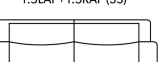
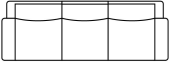
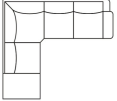
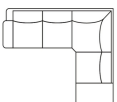
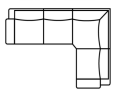
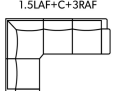
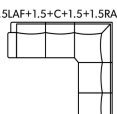





Image	Configuration	Description of Goods	Seats	D Cloud Fabric	O Canna Fabric	Y Friday Fabric
	KY	1.25LAF + 1.25NA + CR + 1TRAF	6			
	<i>w x d x h</i> <i>Seat Width</i>	290x240x74 80				
	JY	1TLAF + CR + 1.25NA + 1.25RAAF	6			
	<i>w x d x h</i> <i>Seat Width</i>	290x240x74 80				
	SD	SQUARE OTTOMAN	1			
	<i>w x d x h</i>	104x104x41				
	EQI	1.25 SEATER LAF	1			
	<i>w x d x h</i> <i>Seat Width</i>	104x94x74 80				
	EQJ	1.25 SEATER RAAF	1			
	<i>w x d x h</i> <i>Seat Width</i>	104x94x74 80				
	EQ	1.25 SEAT ARMLESS CHAIR	1			
	<i>w x d x h</i> <i>Seat Width</i>	82x94x74 82				
	++	SQUARE CORNER	1			
	<i>w x d x h</i>	104x104x74				
	YC	1TRAF	2			
	<i>w x d x h</i>	136x94x74				
	YD	1TLAF	2			
	<i>w x d x h</i>	136x94x74				
	GU	1.25SLAF+1.25NA+CORNER+1.25NA+1.25SRAAF	5			
	<i>w x d x h</i> <i>Seat Width</i>	290x290x74 80				
	4Q	1.25LAF + 1.25RAAF (2.5S)	3			
	<i>w x d x h</i> <i>Seat Width</i>	208x94x74 80				
	3Q	1.5SLAF + 1.5SRAAF (3S)	3			
	<i>w x d x h</i> <i>Seat Width</i>	228x94x74 90				

Please Note: Dimensions quoted on this document are in Centimetres and approximate, may vary slightly from the actual product
All diagrams on the sheet are only provided as an approximate representation of the footprint of the lounge and are in no way intended to represent the actual shape of the lounge.

Image	Configuration	Description of Goods	Seats	D Cloud Fabric	O Canna Fabric	Y Friday Fabric
 <p>1.5SLAF + 1.5NA + 1.5SRAF</p>	45Q	1.5SLAF + 1.5NA + 1.5SRAF	5			
	<i>w x d x h</i> Seat Width	320x94x74 90				
 <p>1TLAF + C + 1.5NA + 1.5RAF(CUSH)</p>	PY	1TERMINAL LAF + CORNER + 1.5 ARMLESS + 1.5S RAF	6			
	<i>w x d x h</i> Seat Width	310x240x74 90				
 <p>1.5LAF + 1.5NA + C + 1.5RAF(CUSH)</p>	TY	1.5S LAF + 1.5ARMLESS + CORNER + 1TERMINAL RAF	6			
	<i>w x d x h</i> Seat Width	310x240x74 90				
 <p>3LAF+C+1.5RAF</p>	MU	1.5LAF+1.5NA+CR+1.5RAF	6			
	<i>w x d x h</i> Seat Width	310x218x74 90				
 <p>1.5LAF+C+3RAF</p>	MUA	1.5LAF+CR+1.5NA+1.5RAF	6			
	<i>w x d x h</i> Seat Width	310x218x74 90				
 <p>1.5LAF+1.5+C+1.5+1.5SRAF</p>	LU	1.5SLAF+1.5NA+CORNER+1.5NA+1.5SRAF	7			
	<i>w x d x h</i> Seat Width	310x310x74 90				
 <p>1.5NA</p>	EH	1.5 SEAT ARMLESS CHAIR	2			
	<i>w x d x h</i> Seat Width	92x94x74 92				
 <p>1.5LAF</p>	QO	1.5 SEATER LAF	2			
	<i>w x d x h</i> Seat Width	114x94x74 90				
 <p>1.5RAF</p>	QP	1.5 SEATER RAF	2			
	<i>w x d x h</i> Seat Width	114x94x74 90				

Please Note: Dimensions quoted on this document are in Centimetres and approximate, may vary slightly from the actual product
All diagrams on the sheet are only provided as an approximate representation of the footprint of the lounge and are in no way intended to represent the actual shape of the lounge.

Web Product Data

- Comfort quilt padding is hand sewn into the fabric cover to help create the plush design.
- Each modular piece is fully upholstered and can stand alone.
- To create the tufted design, we hand thread and tension the tufting detail, which is "pulled in" and secured underneath the sofa with strong fasteners.

Construction

COVER TYPE: FABRIC
COVER DESCRIPTION:
CAT D = Cloud Fabric
CAT O = Canna Fabric
CAT Y = Friday Fabric
FRAME: Wood
BACK CUSHION: Foam
BACK REST: Plywood 6mm
SEAT CUSHION: High Density Foam + Foam + Inner Coil
SEAT SUSPENSION: No-sag Spring
LEG: Timber - Black