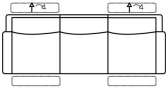




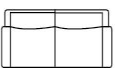




Image	Configuration	Description of Goods	Seats	C Chloe Fabric	D Cloud Fabric	M Bellsiem Fabric	O Canna Fabric	Y Friday Fabric
	CETCST	** 3 SEATER WITH ELE MOTION WITH ELE TELESCOPIC HEADREST & CONSOLE WITH THEATER SOUND	3					
	<i>w x d x h</i> <i>Seat Width</i>	244x97x94 82						
	HTCT	** 1.5LAF-ELE(HR-ET)+1.5NA+1.5RAF-ELE(HR-ET) WITH TELESCOPIC HEADRESTS & CONSOLE WITH THEATER SOUND	4					
	<i>w x d x h</i> <i>Seat Width</i>	326x97x94 82						
	HTCC	** 1.5LAF-ELE(HR-ET)+THEATER-CONS+1.5NA+CONS+1.5RAF-ELE(HR-ET)	4					
	<i>w x d x h</i> <i>Seat Width</i>	358x97x94 82						
	AHCT	** 1.5LAF-ELE(HR-ET)+1.5NA+THEATER-CONS+1.5NA+1.5RAF-ELE(HR-ET)	6					
	<i>w x d x h</i> <i>Seat Width</i>	408x97x94 82						
	HETCT	** 1.5LAF-ELE(HR-ET)+1.5NA-ELE(HR-T)+1.5RAF-ELE(HR-ET) WITH TELESCOPIC HEADRESTS & CONSOLE WITH THEATER SOUND	4					
	<i>w x d x h</i> <i>Seat Width</i>	327x97x94 82						
	HETCC	** 1.5LAF-ELE(HR-ET)+THEATER-CONS+1.5NA-ELE(HR-T)+CONS+1.5RAF-ELE(HR-ET)	4					
	<i>w x d x h</i> <i>Seat Width</i>	359x97x94 82						
	AHECT	** 1.5LAF-ELE(HR-ET)+1.5NA-ELE(HR-T)+THEATER-CONS+1.5NA-ELE(HR-T)+1.5RAF-ELE(HR-ET)	6					
	<i>w x d x h</i> <i>Seat Width</i>	410x97x94 82						
	4ETCST	** 2.5 SEATER WITH ELE MOTION WITH ELE TELESCOPIC HEADREST & CONSOLE WITH THEATER SOUND	3					
	<i>w x d x h</i> <i>Seat Width</i>	228x97x94 74						
	JTCT	** 1.25LAF-ELE(HR-ET)+1.25NA+1.25RAF-ELE(HR-ET) WITH TELESCOPIC HEADRESTS & CONSOLE WITH THEATER SOUND	4					
	<i>w x d x h</i> <i>Seat Width</i>	302x97x94 74						
	JTCC	** 1.25LAF-ELE(HR-ET)+THEATER-CONS+1.25NA+CONS+1.25RAF-ELE(HR-ET)	4					
	<i>w x d x h</i> <i>Seat Width</i>	334x97x94 74						
	QHCT	** 1.25LAF-ELE(HR-ET)+1.25NA+THEATER-CONS+1.25NA+1.25RAF-ELE(HR-ET)	5					
	<i>w x d x h</i> <i>Seat Width</i>	376x97x94 74						
	JETCT	** 1.25LAF-ELE(HR-ET)+1.25NA-ELE(HR-T)+1.25RAF-ELE(HR-ET) WITH TELESCOPIC HEADRESTS & CONSOLE WITH THEATER SOUND	4					
	<i>w x d x h</i> <i>Seat Width</i>	303x97x94 74						

Please Note: Dimensions quoted on this document are in Centimetres and approximate, may vary slightly from the actual product
All diagrams on the sheet are only provided as an approximate representation of the footprint of the lounge and are in no way intended to represent the actual shape of the lounge.
** Electric recliners require mains power

Image	Configuration	Description of Goods	Seats	C Chloe Fabric	D Cloud Fabric	M Bellsiem Fabric	O Canna Fabric	Y Friday Fabric
	JETCC	** 1.25LAF-ELE(HR-ET)+THEATER-CONS+1.25NA-ELE(HR-T)+CONS+1.25RAF-ELE(HR-ET)	4					
	<i>w x d x h</i> <i>Seat Width</i>	335x97x94 74						
	QHECT	** 1.25LAF-ELE(HR-ET)+1.25NA-ELE(HR-T)+THEATER-CONS+1.25NA-ELE(HR-ET)+1.25RAF-ELE(HR-ET)	5					
	<i>w x d x h</i> <i>Seat Width</i>	378x97x94 74						
	4ET	** 2.5 SEATER WITH ELE MOTION WITH ELE TELESCOPIC HEADREST	3					
	<i>w x d x h</i> <i>Seat Width</i>	196x97x94 74						
	4ETCS	** 2.5 SEATER WITH ELE MOTION WITH ELE TELESCOPIC HEADREST & CONSOLE	3					
	<i>w x d x h</i> <i>Seat Width</i>	228x97x94 74						
	CS	CONSOLE IN LOUNGE	1					
	<i>w x d x h</i>	32x97x94						
	ERET	** 1.25LAF-ELE WITH ELE TELESCOPIC HEADREST	1					
	<i>w x d x h</i> <i>Seat Width</i>	98x97x94 74						
	ERRT	** 1.25RAF-ELE WITH ELE TELESCOPIC HEADREST	1					
	<i>w x d x h</i> <i>Seat Width</i>	98x97x94 74						
	EQ	1.25 SEAT ARMLESS CHAIR	1					
	<i>w x d x h</i> <i>Seat Width</i>	74x97x94 74						
	EQT	** 1.25S ARMLESS MOT-ELEC WITH ELE TELESCOPIC HEADREST	1					
	<i>w x d x h</i> <i>Seat Width</i>	75x97x94 75						
	4	2.5 SEATER	3					
	<i>w x d x h</i> <i>Seat Width</i>	196x97x94 74						
	CET	** 3 SEATER WITH ELE MOTION WITH ELE TELESCOPIC HEADREST	3					
	<i>w x d x h</i> <i>Seat Width</i>	212x97x94 82						
	CETCS	** 3 SEATER WITH ELE MOTION WITH ELE TELESCOPIC HEADREST & CONSOLE	3					
	<i>w x d x h</i> <i>Seat Width</i>	244x97x94 82						

Please Note: Dimensions quoted on this document are in Centimetres and approximate, may vary slightly from the actual product
All diagrams on the sheet are only provided as an approximate representation of the footprint of the lounge and are in no way intended to represent the actual shape of the lounge.
** Electric recliners require mains power

Image	Configuration	Description of Goods	Seats	C Chloe Fabric	D Cloud Fabric	M Bellsiem Fabric	O Canna Fabric	Y Friday Fabric
	HEHT	** 1.5LAF-ELE(HR-ET)+1.5NA+1.5RAF-ELE(HR-ET)	4					
		<i>w x d x h</i> <i>Seat Width</i>						
	EGT	** 1.5LAF-ELE WITH ELE TELESCOPIC HEADREST	2					
		<i>w x d x h</i> <i>Seat Width</i>						
	EHT	** 1.5RAF-ELE WITH ELE TELESCOPIC HEADREST	2					
		<i>w x d x h</i> <i>Seat Width</i>						
	EH	1.5 SEAT ARMLESS CHAIR	2					
		<i>w x d x h</i> <i>Seat Width</i>						
	EET	** 1.5S ARMLESS MOT-ELEC WITH ELE TELESCOPIC HEADREST	2					
		<i>w x d x h</i> <i>Seat Width</i>						
	3	3 SEATER	3					
		<i>w x d x h</i> <i>Seat Width</i>						
	ERT	** ELECTRIC RECLINER WITH ELE TELESCOPIC HEADREST	1					
		<i>w x d x h</i> <i>Seat Width</i>						
	1	ARMCHAIR	1					
		<i>w x d x h</i> <i>Seat Width</i>						

Please Note: Dimensions quoted on this document are in Centimetres and approximate, may vary slightly from the actual product
 All diagrams on the sheet are only provided as an approximate representation of the footprint of the lounge and are in no way intended to represent the actual shape of the lounge.
 ** Electric recliners require mains power

Web Product Data

- **Smart console:** provides seamless bluetooth connectivity for both your TV and mobile devices. Connect, skip and adjust the volume with a tap. Even adjust the bass to your liking for a personalised cinematic journey.
 - Lightly touch the on/off button to change the colour settings of your lights - options of blue, green, red & white.
- **Integrated wireless charging drink holders:** which have a multi-function use. Push the button to power a drop down transformation to a drink holder, or lift it back up to wirelessly charge your device.
- **Built in USB and type C charging ports:** ensuring your devices stay powered while you relax.
- **Zero gravity recliner:** achieves a sense of weightlessness by elevating your legs above the heart, making this lounge ideal for those living with poor circulation, joint or back pain. When compared to a regular recliner, the zero-gravity design provides additional lumbar support for unparalleled comfort.
- **Powered telescopic headrests:** allows you to luxuriously fine tune your position with precise movements.
- **Comfort quilt padding:** meticulously hand-sewn into the fabric cover. Each tufting detail is carefully threaded and tensioned by hand, creating a distinctive tufted design. These details are then secured underneath the sofa using robust fasteners, ensuring durability and a refined finish.
- **Storage console with lift-up lid:** to store controllers and chargers to create a clutter-free zone.

Construction

Additional Comments

COVER TYPE: FABRIC
 COVER DESCRIPTION:
 CAT O = Canna Fabric
 CAT M = Bellsiem Fabric
 CAT C = Chloe Fabric
 CAT D = Cloud Fabric
 CAT Y = Friday Fabric
 FRAME: Wood
 BACK CUSHION: Foam + 100% Loose Fiber
 BACK REST: Rubber Webbing
 SEAT CUSHION: High Density Foam + Foam + Inner Coil
 SEAT SUSPENSION: No-sag Spring
 LEG: Metal - Black

PLEASE NOTE

- Due to the limit on the cord length for the speakers, all orders with the theater console must be placed with pre-configured codes, i.e. the configuration combination we're offering.
- There is NO possibility for this model to be powered by battery pack due to multiple electric functions available on the theater console, which will drain the power of the battery pack quicker than normal electric recliners.